


VTX 7Q

High precision, high reliable,
Temperature compensated (VC)TCXO

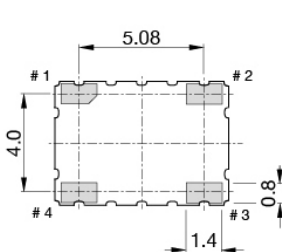
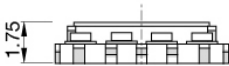
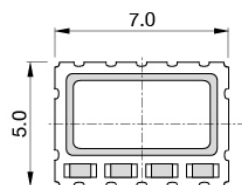
QuartzCom
the communications company



Frequency range	5.000 ~ 100.000 MHz		
Standard frequencies (fundamental)	5, 10, 12, 12.8, 13, 15.36, 16, 16.384, 19.2, 19.44, 20, 25, 26, 30.72, 32, 40, 50, 70, 80 and 100 MHz		
Frequency stability:			
vs. temperature referenced to (F _{MAX} +F _{MIN})/2	≤ ±0.50 ppm	over -40 to +85 °C	(*)
vs. supply voltage changes referenced to frequency at nominal supply	≤ ±0.1 ppm	±5 %	
vs. load changes referenced to frequency at nominal load	≤ ±0.1 ppm	±5 %	
vs. aging @ +40 °C	≤ ±1.0 ppm	1st year	
G-sensitivity	2.0 ppb/g	per axis	
Frequency tolerance ex. factory @ +25 °C	0 ~ +1.0 ppm	@ +25 °C	
Supply voltage (nominal value ±5 %)	+2.8 V, +3.3 V or +5.0 V		(*)
Output signal	Clipped sine wave	(LV)CMOS	(*)
Output level	> 0.8 V _{p-p}	VOH > 0.9*V _{cc} / VOL < 0.1*V _{cc}	
Output load	10 kΩ // 10 pF	15 pF Max.	
Current consumption, depending on frequency	1.5 ~ 7 mA	2 ~ 10 mA	
Electronic Frequency Control (EFC)	ΔF = ±5 to ±10 ppm	positive slope	(*)
Control voltage (V _c)	+1.50 V ±1.0 V for 3.3 V	+2.50 V ±2.0 V for 5.0 V	(*)
EFC input impedance	> 100 kΩ		
Phase noise (typical value for 40 MHz)	-90 dBc/Hz -118 dBc/Hz -140 dBc/Hz -151 dBc/Hz -156 dBc/Hz	@ 10 Hz @ 100 Hz @ 1 kHz @ 10 kHz @ 100 kHz	
Operating temperature range	-40 ~ +85 °C		(*)
Storage temperature range	-55 ~ +105 °C		
Reflow Profiles as per IPC/JEDEC J-STD-020C	≤ 260 °C over 10 sec. Max.		
Moisture sensitivity	Level 1 (unlimited)		

(*) See available options on page #2

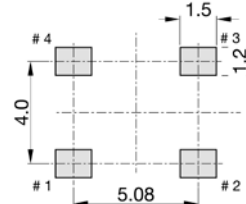
Note: Unless otherwise specified conditions are @+25 °C



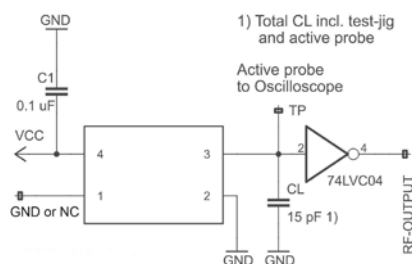
Pin function

- # 1 V_c (EFC) for VC-TCXO
GND or NC for TCXO
- # 2 GND
- # 3 Output
- # 4 V_{cc}

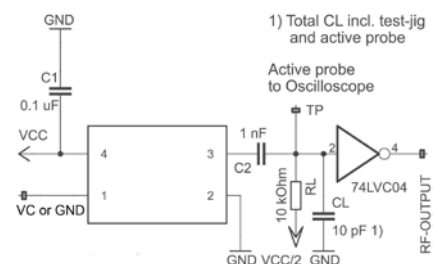
Soldering pattern



Test circuit for CMOS



Test circuit for Clipped Sine Wave



2011/65/EU RoHS compliant


Page 1 of 2 08 Sep. 19



VTX 7Q

High precision, high reliable,
Temperature compensated (VC)TCXO

QuartzCom
the communications company



Ordering code

(0)7Q-(1)(2)-(3)(4)-(5)-40.000MHz

Example: **VT7Q-C33-NNu50-V05-40.000MHz**

(0) Oscillator type	(1) Output signal	(2) Supply voltage	(5) Pulling range (VT only)
TX = TCXO VT = VC-TCXO	H = (LV)CMOS C= Clipped sine wave	28 = 2.8 V 30 = 3.0 V 33 = 3.3 V 50 = 5.0 V	V05 = 1.5 ± 1.0 V ±5 ppm V10 = 1.5 ± 1.0 V ±10 ppm X05 = 2.5 ± 2.0 V ±5 ppm X10 = 2.5 ± 2.0 V ±10 ppm Z = special spec
(3) Operating temperature	(4) Frequency stability		
JK = -20 to +70 °C NN = -40 to +85 °C NP = -40 to +95 °C NR = -40 to +105 °C QN = -55 to +85 °C	u10 = ± 0.10 ppm u25 = ± 0.25 ppm u50 = ± 0.50 ppm 1u0 = ± 1.00 ppm 1u5 = ± 1.50 ppm		

Frequency stability vs. temperature

ppm	≤± 0.10	≤± 0.25	≤± 0.50	≤± 1.00	≤± 1.50
-20 to +70 °C	Δ	O	O	O	O
-40 to +85 °C	Δ	O	O	O	O
-40 to +95 °C	Δ	Δ	Δ	Δ	O
-40 to +105 °C	Δ	Δ	Δ	Δ	Δ
-55 to +85 °C	X	X	Δ	Δ	Δ

Δ Ask factory
O Available
X Not available

Environmental conditions

Test	IEC 60068 Part...	IEC 60679-1 Clause	MIL-STD-202G Method	MIL-STD-810F Method	MIL-PRF-55310D Clause	Test conditions (IEC)
Sealing tests (if applicable)	2-17	5.6.2	112E		3.6.1.2	Gross leak: Test Qc, Fine leak: Test Qk
Solderability Resistance to soldering heat	2-20 2-58	5.6.3	208H 210F		3.6.52 3.6.48	Test Ta method 1, Test Td, method 2, Test Td ₂ method 2
Shock *	2-27	5.6.8	213B	516.4	3.6.40	Test Ea, 3 x per axis 100 g, 6 ms half-sine pulse
Vibration, sinusoidal*	2-6	5.6.7.1	201A 204D	516.4-4	3.6.38.1 3.6.38.2	Test Fc, 30 min per axis, 1 oct/min 10 Hz – 55 Hz 0,75 mm; 55 Hz – 2 kHz, 10 g
Vibration, random*	2-64	5.6.7.3	214A	514.5	3.6.38.3 3.6.38.4	Test Fdb
Endurance tests - ageing - extended ageing		5.7.1 5.7.2	108A		4.8.35	30 days @ 85 °C 1000 h, 2000 h, 8000 h @ 85 °C

Other environmental conditions on request

2011/65/EU RoHS compliant

Page 2 of 2 08 Sep. 19

QuartzCom AG
Bruehlstrasse 15
CH 2540 Grenchen
Switzerland

Fax +41 32 644 24 05
Tel +41 32 644 24 00
E-Mail sales@quartzcom.com
www.quartzcom.com

From design to production
in Switzerland

